

FS2 Timetable of Activities and Tasks

1st – 5th June 2020

Maths (AM 30mins)	Date when completed	English (AM – 30 mins) 'Aaaarrggh Spider!'	Date when completed	Theme (PM Session)	Date when completed
<p>Practise number formation</p> <p>Practise recognising numbers up to 20 and beyond.</p> <p>Practise ordering numbers up to 20 and beyond.</p> <p>Count in 2s,5,10, and 3s</p> <p>Practice doubles and halves</p>	Daily	<p>Practise letter formation</p> <p>Practise writing your first and second name</p> <p>Continue reading your school reading book or another book from home and write in your diary.</p> <p>Use phonics cards in reading books to create words to practise segmenting and blending words.</p>	Daily	<p>WHAT YOU WILL NEED:</p> <ul style="list-style-type: none"> • Saltdough recipe • Ipad or computer • Books about wild animals and pets • Paint, straws, sticks • Music for spider dance 	
<p>MONDAY: <u>Counting to Twos</u> <i>We are starting to learn how to count in 2's and understand that this is like counting every other number.</i> Using your number line, can you count with your adult in 2s? What do you notice? Talk to your adult about the numbers you count. Using lego bricks (or something similar) can you put the bricks in pairs? How many pairs can you make? When you have made lots of pairs, build a tall tower with them. Can you count how high</p>		<p>MONDAY: <u>Pets</u> Talking about pets. <i>Do you have any? Are there pets that they would like to have if only your parents would allow it? What reasons do your parents give them for why they aren't allowed to have certain pets?</i> Think what would happen if they asked to have a spider for a pet - would their family like it? <u>Activity</u> In your home school book draw a pet spider. What would you call it? Write its name.</p>		<p>MONDAY <u>Investigating Pets</u> What pets do you have at home? Or what pets would you like at home? Talk with your adult about Pets. How many different ones can you think of? <u>Activity</u> In your home school book draw the pets you spoke about. Under each picture write what pet is it.</p>	

Key – **daily tasks to be practiced at home**

FS2 Timetable of Activities and Tasks



1st – 5th June 2020

<p>you have built it, counting the bricks in twos? <i>Challenge:</i> ask your adult to tell you a number, can you tell them the next number which comes after it in twos? Example: adult says 12, child would say 14.</p>					
<p>TUESDAY: Counting patterns Talk to your adult about why we learn to count in 2s, 5s, 10s, 3s etc. Why is it useful to us? Use your number line to show your adult how to count in 2s. Can you then count in 3s? Or 5s? In your home school book, can you draw some pairs of pictures, remembering to keep count of how many you have drawn up to in 2s? How high can you go? Can you write the numbers under the pictures as you count to create your own number line of multiples of 2?</p>		<p>TUESDAY: Spiders Talk with your grown up about the sort of thing people say about spiders? <u>Activity</u> In your home school books write a list starting with Spiders are <i>Don't forget to use your sound mat to help with any spellings</i></p>		<p>TUESDAY Investigating wild animals What wild animals do you know? Talk to your adult. <u>Activity</u> Using an ipad or computer search for wild animals and see how many you can find. In your home school book choose 5 wild animals to draw. Under each animal write what wild animal it is.</p>	
<p>WEDNESDAY: Counting in twos If it's a lovely day head out into the garden to complete this measuring task. We each have two feet, so you're going to measure some distances, jumping with both feet together. Each jump will be worth</p>		<p>WEDNESDAY: Listening to the story Listen to the story https://www.youtube.com/watch?v=btctO8asZ3E <u>Activity</u></p>		<p>WEDNESDAY Creating saltdough spiders Make spiders from saltdough.</p>	

Key – daily tasks to be practiced at home

FS2 Timetable of Activities and Tasks


1st – 5th June 2020

<p>two! Use your home school book to record where you started and where you finished, and how many jumps it took you. Example: The patio to the swing – 2, 4, 6, 8 jumps Print out the counting in 2s missing numbers task. Can you cut and stick the numbers in the right order, counting in your 2s? (there are a couple of different versions, some maybe a little trickier).</p>		<p>What did you like about the story? What didn't you like? What did you think about the ending?</p>			
<p>THURSDAY: Estimate then check https://www.youtube.com/watch?v=Yk1eVZgPRjw watch this video to learn about what estimating is and why we use it. Choose your own objects to count. Take out a handful. Estimate how many things you think there are. Then count them, in twos if you can to check how many there are. Make a note of the estimate and the actual answer. Challenge: Ask your adult to count in 2's and miss out a number (clap instead) – can you tell them which number is missing.</p>		<p>THURSDAY: Story Settings What would the world really look like to a spider? Talk with your adult Activity In your home school book draw 'the spider's eye view' of their bedroom or another room in your house.</p>		<p>THURSDAY Creating salt dough spiders Paint your salt dough spider and decide on a name for it.</p> 	
<p>FRIDAY: Patterns BEFORE watching the video, discuss with your adult what you think patterns are? Have you</p>		<p>FRIDAY: Freeze Frame Act out the story with your family taking on the parts.</p>		<p>FRIDAY Spider Dance Activity Use the music to create a spider dance.</p>	

Key – daily tasks to be practiced at home

FS2 Timetable of Activities and Tasks

1st – 5th June 2020

<p>seen any recently? Are there any in your house you can show your adult? https://www.youtube.com/watch?v=UuAYp6O8GwU watch this video to remind you about patterns! Can you use objects around your house to show a repeating pattern? (take a picture for the FROG!) Can you paint (draw, use stickers) a pattern into your home school book? Challenge: Can you make a pattern using pairs of objects or pictures?</p>		<p>Freeze frame the living room scene where the spider tries dancing.</p> <p>In turn go around the family group asking each family member to say what he or she are thinking.</p> <p><u>Activity</u> Draw one of the characters in the story. Above that character draw a thought bubble – and write what the character is thinking.</p> 		<p>https://www.youtube.com/watch?v=EeZd9umBYr8</p> <p>https://www.youtube.com/watch?v=IIZVMwSbzpk</p> <p>https://www.youtube.com/watch?v=4r2NlbeJPWE</p> <p>https://www.youtube.com/watch?v=TRcDPd3VY0M</p>	
-------------------------------------------------------------------------------------------------------------------------------------------------------------------------------------------------------------------------------------------------------------------------------------------------------------------------------------------------------------------------------------------------------------------------------------------------------------------------------------------------------------------------------------------------	--	---------------------------------------------------------------------------------------------------------------------------------------------------------------------------------------------------------------------------------------------------------------------------------------------------------------------------------------------------------------------------------------------------------------------------------------------------	--	-----------------------------------------------------------------------------------------------------------------------------------------------------------------------------------------------------------------------------------------------------------------------------------------------------------------------------------------------------------------------------------------------------------------------------------------------------	--

Useful website to support learning and research at home

Maths	English	Theme
https://www.topmarks.co.uk/	https://www.topmarks.co.uk/	https://www.natgeokids.com/uk/discover/animals/general-animals/10-tiger-facts/
https://www.sparklebox.co.uk/	http://www.letters-and-sounds.com/	https://www.yorkshirewildlifepark.com/
https://mathsframe.co.uk/en/resources/category/22/most-popular	https://www.sparklebox.co.uk/	https://www.zsl.org/zsl-london-zoo/virtual-london-zoo?gclid=EAlaIqobChMIpa3ZnpvW6QIVVOvtCh1xSAVrEAA YASAAEgJUQPD_BwE&gclsrc=aw.ds
http://www.maths-games.org/counting-games.html	https://www.oxfordowl.co.uk/	https://www.chesterzoo.org/virtual-zoo-2/
	https://www.bbc.co.uk/cbeebies	

Key – daily tasks to be practiced at home

FS2 Timetable of Activities and Tasks

1st – 5th June 2020

Key – daily tasks to be practiced at home