






<p>Maths Tick when completed</p>		<p>English Tick when completed</p>	<p>Theme Tick when completed</p>
<p>Practise number formation Practise recognising numbers up to 20. Practise ordering numbers up to 20. Practice doubles to 10</p>		<p>Practise letter formation Practise writing your first and second name Share your favourite stories – talk about the characters and the features of a book.</p> <p>Write out letters of the alphabet or use your cards from your lock down pack and place them around the floor space. Choose your favourite songs. As the music plays, walk around the sounds. When the music stops, jump on a sound. Tell your adult what sound the letter makes. Can you tell your grown-up objects that begin with that sound?</p>	
	<p>Draw a large rectangle on the path or on extra large paper. Draw lots of straight lines inside the rectangle. Encourage your child to colour the shapes in the rectangle. Talk about the shape and size of them.</p> 		 <p>Nature Treasure Box</p> <p>Decorate an eggbox using felt tips or paints.</p> <p>Go on a nature walk and use the box to collect different things you find. Talk about the colours and the changing seasons - and about only picking flowers/leaves that have fallen!</p> <p>Karen Hornby</p>

Draw large bubbles on the ground or paper. Encourage your child to match amounts to the numbers.



what's in the storytelling tin?

Victoria Mason

What you need:

- An empty tin/box/ container.
- Gather loose parts or small world toys – create a theme to make a story.

- Before opening the container – What do you think will be inside? What story do you think we could make today?
- Open the lid and invite children to look at the objects.
- What story could we make up with these objects?
- Who will be the character? Where is the story set? What will they do? Will something happen? How will the problem be solved? How will you story end?
- Think about how the character will talk? How will they move? What sounds may you hear in the setting?
- Have fun creating different stories – adapt and change them. You could do this task on a different day with added new objects that change the theme or story line. Extension idea: You might like to film your children playing, so they can watch back the story they have created.

KIM'S GAME

How to Play Kim's Game:

- Collect 5 or more objects with your child.
- Hide them under a tea towel or cloth.

- Remove 1 object without showing your child.
- Reveal the objects that are left and ask your child to guess which object has been taken.

CaroLyn Gorham

MB GAMES Frustration!

4 years & up
2-4 players

Spent a day playing board games...
Also, have a look on YouTube for instructions for children's card games like old Maid...
@KeepingEarlyYearsUnique

Thank you to Twinkle for sharing some of their resources during school closure.

Key – daily tasks GREEN

Maths	English	Theme
https://www.topmarks.co.uk/	https://www.topmarks.co.uk/	

20thJuly- 21st July 2020

https://www.sparklebox.co.uk/	http://www.letters-and-sounds.com/	
https://mathsframe.co.uk/en/resources/category/22/most-popular	https://www.sparklebox.co.uk/	
http://www.maths-games.org/counting-games.html	https://www.oxfordowl.co.uk/	
	https://www.bbc.co.uk/cbeebies	